

### MODELS

#### VRG14PL

Maximum media width 140mm

#### VRG22PL

Maximum media width 225mm



## Perfect on-demand short run label finishing solution for those using a digital color label printers.

Virgo is a compact desktop finishing system that unwinds, laminates labels for durability, digitally die cuts, removes excess label material around each die-cut shape, slit, and rewinds offering you everything to professionally cut and finish labels.

The system provides a very accurate label finishing solution using cutting plotter technology with reduced dimensions.

This allows you to cut different types of materials and shapes on the fly without the added cost of dies.

The unit is also equipped with a cutter management tool that works in tandem with a camera forming an integrated optical black-mark registration system providing cutting speed optimization and avoiding synchronization issues.


The Virgo's core features offer the user full flexibility, limitless variations in label design with a smooth workflow.

## SOME BENEFITS OF USING VIRGO:

- » Short run label production in-house means reducing inventory requirements and costs
- » Producing full bleed labels will no longer be a nightmare
- » Laminating for labels added durability (no need for special media)
- » No need to order pre-die cut label rolls
- » No need for ultra-precise label margin adjustment when printing in full bleed
- » No need to set up a minimum gap between labels when printing in full bleed (saving on media).

### WASTE PRESSING ROLL

This pressing roller positioned above the waste core holder facilitates the matrix removal from the die-cut roll, reducing the risk of tearing and ensuring more precise operation of the machine.



### LINER REWINDER MODULE

The new accessory designed to rewind the lamination's liner will allow the use of the most modern and silent lamination rolls. Developed as an optional, it is possible to be purchased separately and installed subsequently when it is required thanks to the predisposition on Virgo units.



#### SPECIFICATIONS

Part number	VRG14PL	VRG22PL
Input / Output max. roll diameter	200mm (7.87")	200mm (7.87")
Minimum media width	108mm (4.25")	108mm (4.25")
Maximum media width	140mm (5.51")	225mm (8.86")
Maximum cutting width	122mm (4.80")	200mm (7.87")
Minimum / Maximum label length	10mm (0.39") / 350mm* (13.77") *with limitations	
Minimum slitting width	19mm (0.75")	
Number of slitting blades	up to 6	up to 8
Lamination module	YES	
Dimensions	L = 116 cm (45.66") H = 68 cm (26.77") W = 68 cm (26.77")	
Weight (estimated)	180 kg (396 lb)	200 kg (440 lb)
Roll core size	76mm (3")	
Maximum media thickness	0.25mm (10 mil)	
Maximum cut speed	600mm/s (24 in/s) in all directions	
Warranty	One year parts and labor. Usage limitation may apply	

UNWINDING

LAMINATION

KNIFE  
CUTTING

WASTE  
MATRIX  
REMOVAL

SLITTING

REWINDING  
TO FINISHED  
ROLLS



# SMART SOLUTIONS FOR THE LABELING INDUSTRY

## VIRGO - DESKTOP DIGITAL LABEL FINISHING SYSTEM



PLOTTER SPECIFICATIONS	
Data interface	USB 2.0
Linear cut speed	Dependent on graphic
Programmable Cutting Force	20 gf - 300 gf in 31 steps (Max 300 gf)
Cut precision	0.3mm (0.012")
Test cut function	Yes
Cut to registration	Single point registration black-mark (4mm (0.16") or 2mm (0.08") square)
Cut ability	Both printed and unprinted media
Interface & Software	Virgo proprietary software can be installed on any computer running Windows 8.1 or later. Not supported by macOS systems.
Power requirements	100-240 VAC, 240 watts

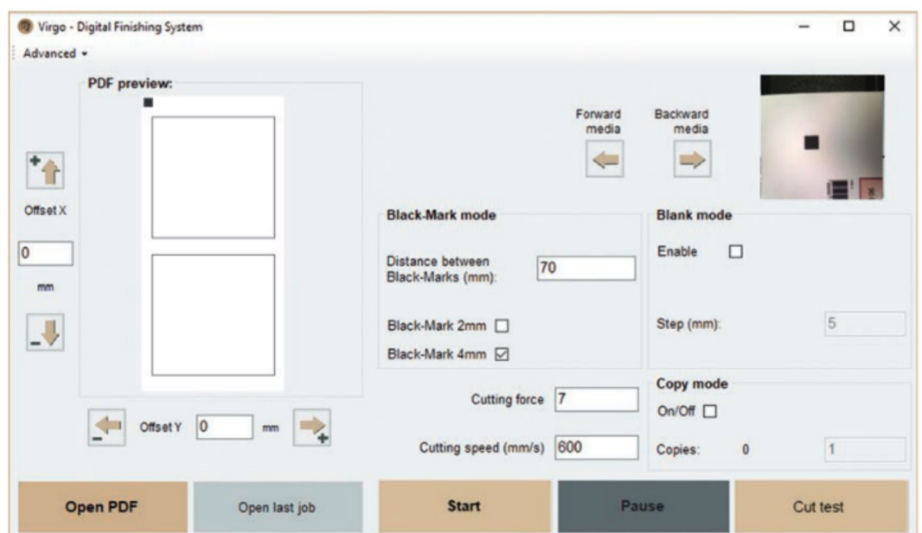
## VIRGO CUTTING MANAGER

Virgo software works together with a camera forming an integrated optical black-mark registration system.

With this software, the operator can import the cutting files created on Adobe Illustrator, Inkscape or Corel Draw which is also used to create the black marker.

The Virgo is equipped with a camera used to detect the black-mark printed on the media. This camera assist the software in detecting the black-mark created inside the cutting file.

This process tells the plotter when and where to start cutting the media.



**.pdf files  
input**



**easy  
to use**



**save  
times**



# SMART SOLUTIONS FOR THE LABELING INDUSTRY


## VIRGO - DESKTOP DIGITAL LABEL FINISHING SYSTEM




*Laminating sensor*



*Knife cutting*



*Camera*



*Ultrasonic tension arm*



*Coupling rollers*



*Adjustable guides*



*Sponge pressing roll*



*Matrix remover*



*Cutting*



*Remove unwanted waste from the edge of the roll*

### WHAT VIRGO HAS AND THE COMPETITION DOESN'T...

Optical Sensing	With the help of the camera, the Virgo uses an integrated optical black-mark registration system allowing it to read one black-mark for each cutting layout, optimizing cutting speed with no synchronization issues.
Size Does Matter	Virgo compact size help operators have more room to easily and quickly load the media and get the machine ready to work in a few minutes.
Media Track	Virgo is equipped with an ultrasonic sensor system that generates a loop of media both in plotter input and output in order to guarantee a smooth media track during the cutting operations.
Slitter Blades	Virgo is equipped with inexpensive multi edge blades helping to extend the life of the blade.
Blank Labels	Cutting blank labels on the Virgo is hassle free. With the help of the Virgo software, operators will only need to set label step, meaning there's no need to load media with a pre-printed black-marker.
Software	Virgo proprietary software can be installed on any computer running Windows 8.1 or later. Not supported by macOS systems.
Remote Assistance	Customers whose computers are connected to internet can be reached by one of our operators for remote assistance and firmware upgrades.